

HINGE MODIFICATION TEMPLATE A-CTP- (FOR LENGTH AND ELECTRICAL CUTOUT) QTY.: _____




VON DUPRIN or SDC PTM-10 or SECURITRON CEPT-10
—AVOID ERRORS BY BEING CAREFUL NOW
PLEASE COMPLETE STEPS 1 TO 4

STEP 1: SELECT BASE HINGE: LARSEN PRODUCT # IF KNOWN: _____

OR TYPE: EDGE MOUNT SINGLE GUARD DOUBLE GUARD SWING CLEAR
LENGTH: 79.16 83.118 83.771 85.097 94.992 118.74

STEP 2: HANDING OF DOORS:
(ALWAYS VIEWED FROM THE OUTSIDE)



STEP 3: FINAL HINGE LENGTH: SAME AS BASE HINGE OR SPECIFY DIMENSION Z: _____

STEP 4: ELECTRICAL CUTOUT DIMENSIONS:

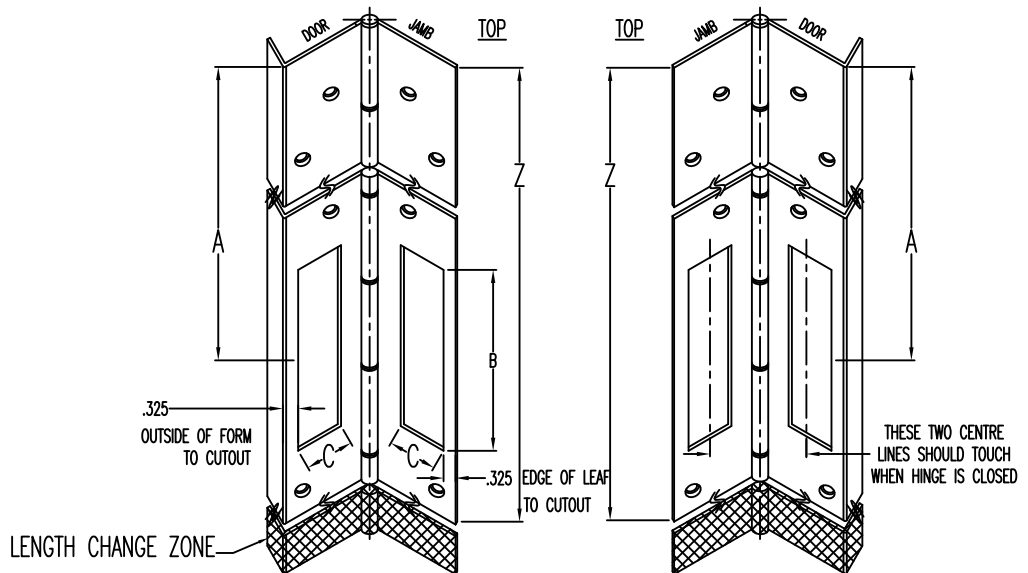
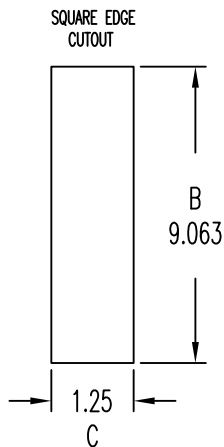
CUTOUT: A - TOP OF HINGE TO CENTRELINE OF CUTOUT: (SEE STANDARDS)

(STANDARDS FOR DIM. A)	
79.16 HINGE:	39 3/8
83.125 HINGE:	41 9/16
83.771 HINGE:	41 7/8
85.097 HINGE:	42 9/16
94.992 HINGE:	47 1/2
118.74 HINGE:	47 1/2

RIGHT HAND
OR LEFT HAND REVERSE
HINGE SHOWN

LEFT HAND
OR RIGHT HAND REVERSE
HINGE SHOWN

FOR EPT-2 &
FOR EPT-10



I APPROVE THE DESIGN AND DIMENSIONS AS SHOWN ON THIS TEMPLATE, AND I AUTHORIZE FABRICATION OF THESE PARTS.

FULL NAME: _____

SIGNED BY: _____

P.O. #: _____

COMPANY NAME: _____

DATE: _____

S.O. #: _____

PHONE #: _____

EXT.: _____